

How to Burn iTunes M4V Movies to DVD Disc?

Posted by Adam Gorden on August 21, 2014 11:14:01 AM.

Problems From Users on How to Burn iTunes Videos to DVD

Q: I have purchased several movies from iTunes. Since most of the times these movies are played on my APPLETV. However from time to time the children want to watch the movies in their room. I can not find any menu option that will allow me to burn purchased movies to a DVD. - [From Noppie Apple Discussion Forum](#)

Many of us would encounter the same problem as Noppie. Someone will want to backup the iTunes movies to normal DVD disc to save the storage space. Someone will want to convert the iTunes movies to DVD disc for playing with our Sony DVD players or other DVD players. And someone will want to backup their favorite movies purchased from iTunes to DVD just for collection.

However, it's not a easy task to convert all our iTunes purchased movies to DVD disc directly because of the DRM protection. As everyone know, iTunes M4V movies are encrypted by Fairplay DRM protection, which will prevent us burning iTunes videos to DVD disc. The easiest way to resolve this issue is removing the DRM protection at first.

Recommended Tools to Removing DRM Protection From iTunes Movies

For Mac users, the primary choice of iTunes video DRM removal tool is [TunesKit iTunes DRM Media Converter](#). TunesKit studio is a world-leading software developer who is dedicated to developing multimedia software, DRM removal software for both Windows and Mac users. The featured product TunesKit for Mac is a professional iTunes DRM removal tool to help Mac users crack iTunes DRM protection and convert M4V videos to common MP4 format with lossless quality. TunesKit for Mac is now \$44.95 USD (or equivalent amount in other currencies) and available worldwide exclusively through the TunesKit Studio website. A Windows version of TunesKit iTunes DRM Converter is now in development and will be coming out soon.

The ideal alternative to TunesKit for Windows is [Aimersoft DRM Media Converter for Windows](#). This powerful DRM Media Converter was developed by Wondershare company and spread worldwide since 2007. Not like TunesKit product, Aimersoft DRM Media Converter adopts an unique video recording technology to get the iTunes video DRM free while playing the original one. Then it will decode and encode the recorded video with FFmpeg codeec technology. So with Aimersoft DRM Media Converter, you can convert iTunes DRMed movies to various video formats and mobile devices as well as the DVD video formats directly.

Requem is also a well known DRM removal freeware for both Mac and Windows users. It can also strip iTunes DRM protection as TunesKit does. But as a freeware, it's not so easy to use and haven't been updated for a long time.

Download



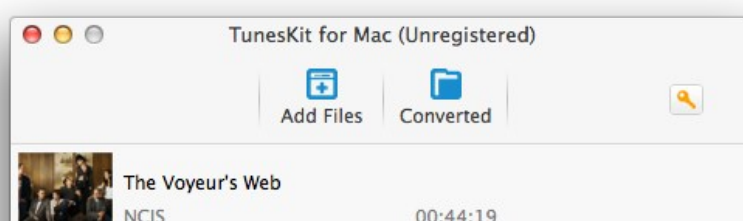
Download

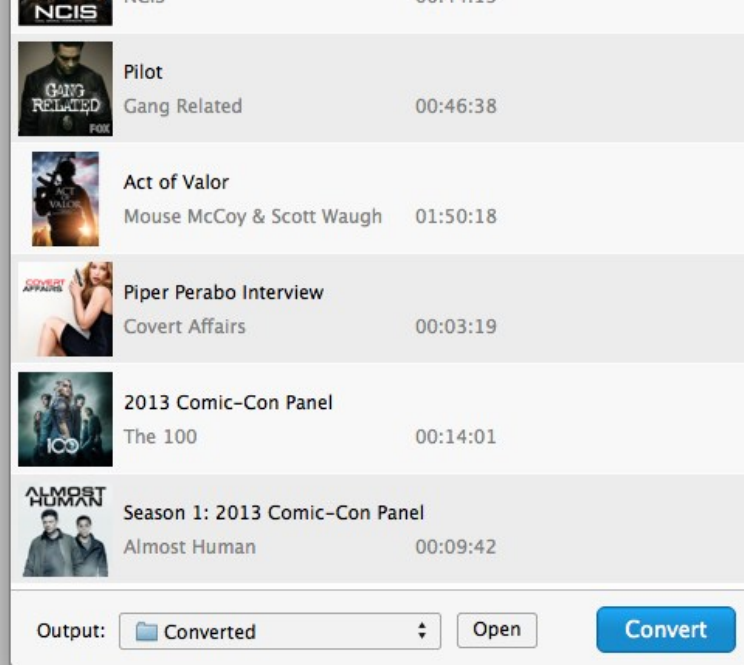


How to Crack iTunes DRM Protection From iTunes Movies on Mac

Here we will mainly talk about how to crack iTunes Drm protection on Mac OS with TunesKit for Mac.

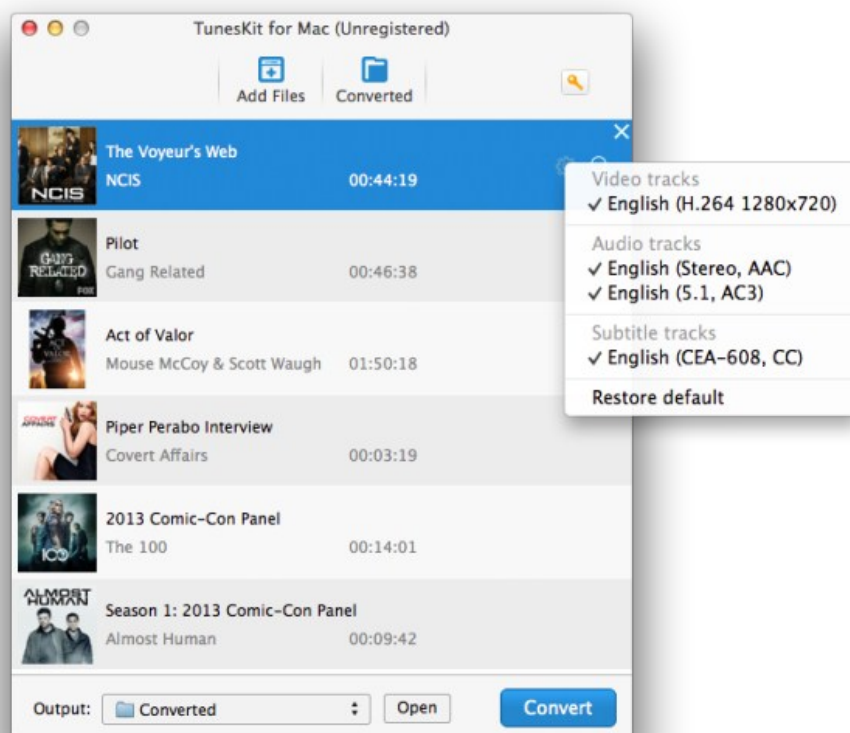
1 Add M4V Files from iTunes Library





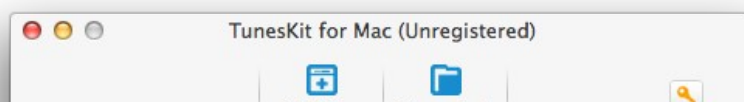
You can add iTunes videos to TunesKit for Mac by simply clicking "Add Files" icon or drag and drop operation.

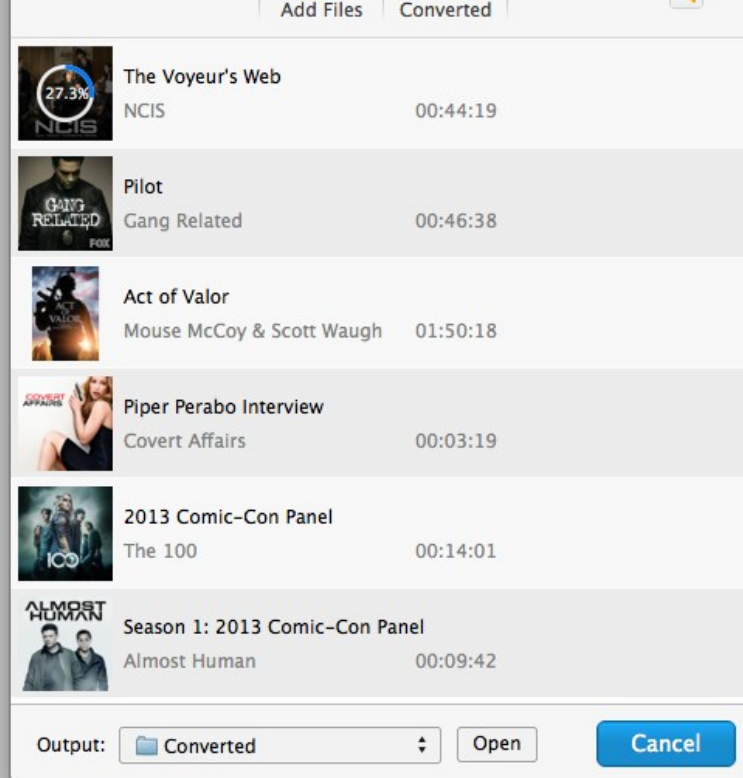
2 Select Audio Tracks and Subtitles



There are less DVD burner programs can keep the original audio tracks and subtitles during the burning process, in most cast, the DVD burner programs will choose the default language for the burnt DVD. So we recommend you to manually choose the language you want with TunesKit for Mac before the conversion. You are allowed to set the audio tracks, subtitles, AC3 5.1 surround or stereo Channel with TunesKit for Mac.

3 Remove iTunes DRM and Convert iTunes M4V to MP4





Then you can start to convert M4V to MP4 format by clicking the "**Convert**" button.



Best Free DVD Burner Tools Recommended

By searching via Google or CNET, you will find there are so many DVD burner tools to choose and you will be confused. Here we will give you some recommendations.

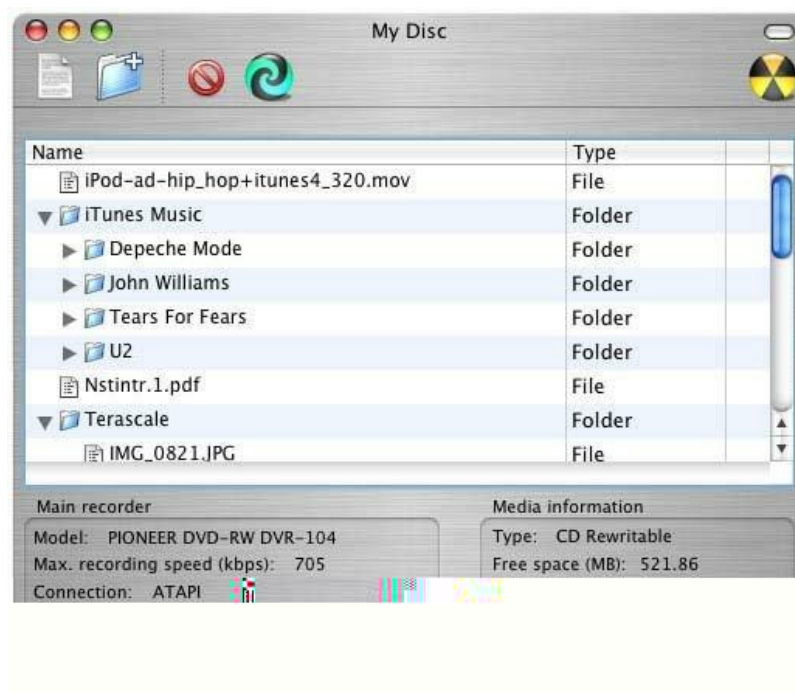
1. Burn - OSX on sourceforge

Burn is a free DVD burner tool recommended on sourceforge.net. It can burn your videos to a normal DVD disc so you can access them later on. It's very easy to use and you can handle it at the first sight of view.



2. BurnX Freeware

BurnX is not only a DVD burner freeware, but also a CD burner freeware. It makes it's easy for us to burn CD or DVD with multiple media format by dragging and dropping the medias or folders. [Learn More...](#)



You may also like

- ➔ [What is DRM & How DRM Works](#)
- ➔ [Top iTunes DRM Removal Software Reviews](#)



[Adam Gorden](#) is an experienced writer of TunesKit who is obsessing about tech, movie and software.

SHARING IS GREAT!

[Tweet](#)

 [SAVE PAGE AS PDF](#)

Leave a comment

Rating

YourName

* 1 to 50 chars

email

Internet Email

Comments

[Submit](#)[Home](#) > [Tutorials](#) > [Burn iTunes Movies to DVD](#)

HOT Topic

[How DRM Works?](#)[How to Convert iTunes M4V to MP4?](#)[Top iTunes DRM Removal Software Reviews](#)[Watch iTunes Movies on Samsung Galaxy](#)[Upload iTunes Video Clips to YouTube](#)

Awards and Editor Reviews



CONNECT WITH US

[Home](#) | [About](#) | [Upgrade & Refund Policy](#) | [Affiliate](#) | [Press Release](#) | [Sitemap](#)Copyright © 2012-2014 [www.tuneskit.com](#). All Rights Reserved.