

How to Sync and Play iTunes Movies on Sony PlayStation 4

Posted by Andy Miller on August 18, 2014 11:05:35 AM.



According to Sony's announcement at Gamescom 2014, over 10 million PlayStation 4 units have been sold through to consumers worldwide. As one of the best video game consoles in the world, Sony PS4 once again shows significant advantages over its main competitors such as Microsoft's Xbox One and Nintendo's Wii U. Sometime earlier this year, Sony has revealed that it will launch a white version of PS4 bundled with a copy of Destiny on the game's September 9 release date. Based on consumers' response so far, it will probably lead to another peak season of the PlayStation 4.

Can We Transfer iTunes Movies to PS4 for Watching?

Apart from a top-leading video game console, the PlayStation 4 is also an ideal media device to play movies through home HD TV. It supports various commonly used video formats like MP4, AVI, etc. But after checking out the compatible formats with PS4, you will find that there is no M4V, another common video format used by iTunes movies and TV shows. In a matter of fact, there are so many people facing the problem of syncing iTunes M4V movies to play on Sony PS4, for example:

"I purchased some movies and TV episodes from iTunes. But it seems that I'm not allowed to stream them to my PlayStation 4 for playback. It just says wrong video format when I attempted to transfer the iTunes movies to PS4. Is there anything wrong with my operation? How can I sync and play iTunes videos on PS4 then?"

Before finding out a solution to play iTunes movies on Sony PlayStation 4, you need to firstly beware of the reason why iTunes movies are not supported by PS4. This is due to [FairPlay DRM](#), an encryption technology created by Apple to encode videos sold from iTunes Store. Thus all movies and TV shows bought or rented from iTunes are encrypted with FairPlay and restricted to be played on Apple's software or devices only. Does that mean you are impossible to watch iTunes movies on Sony PlayStation 4 or any other non-Apple players? Absolutely not!

Best Way to Stream iTunes Videos to PlayStation 4

To stream iTunes movies and TV shows to PS4 for watching, the only way is to remove the iTunes DRM on those videos. Then how to get rid of the DRM protection from iTunes? Well, all you need is an iTunes DRM removal tool which can help you strip the DRM and convert iTunes movies to PS4 compatible video formats, such as MP4.

[TunesKit iTunes to PS4 Video Converter](#), as well as a smart iTunes DRM remover, is such a perfect tool to remove DRM protection from iTunes movie rentals and purchases, and convert the DRM-ed M4V videos to plain MP4 format for playing on Sony PS4 and any other common digital players and devices.

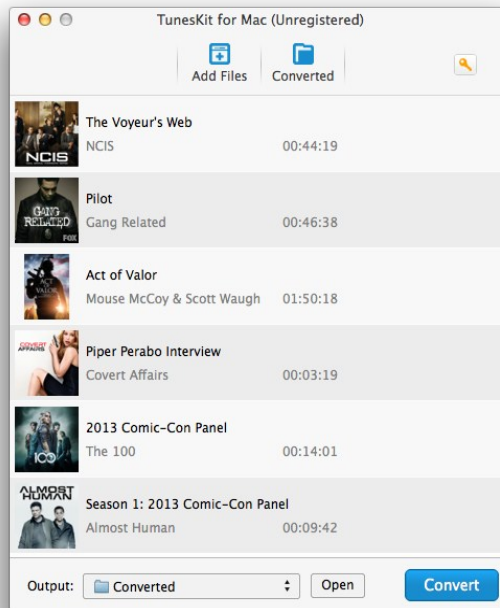
Now you can download the trial version of this iTunes to PlayStation 4 Converter for free and follow the steps below to see how to convert

[→ TunesKit iTunes to PS4 Video Converter for Mac \(.dmg\)](#)

Tutorial: Convert iTunes Videos to PS4 with TunesKit

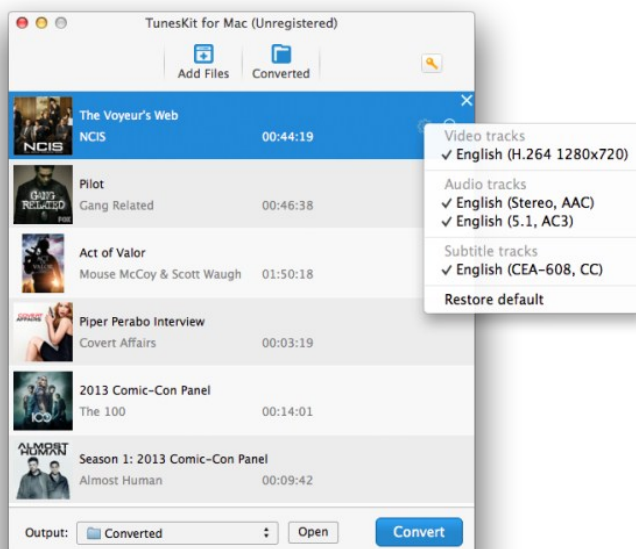
Step 1 Add iTunes M4V Movies

Once launched iTunes to PS4 Converter, click the **"Add Files"** button displayed in the program interface. It will ask you to select movies or TV shows from the drop-down iTunes library. Then click **"OK"** to load the movie files you want to convert to PS4. You can also import the movies by dragging and dropping them into the converter.



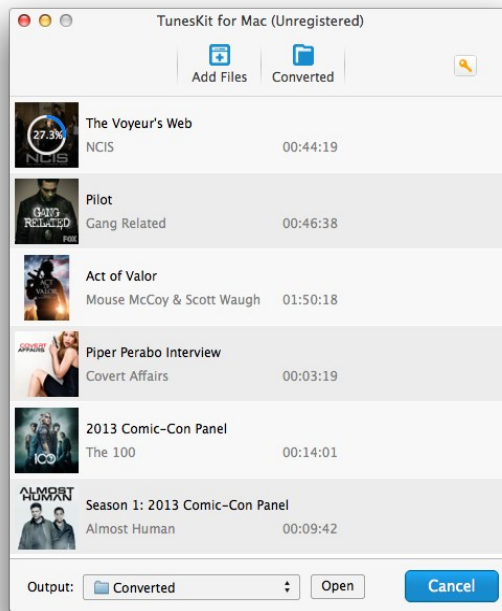
Step 2 Set Output Audio Tracks & Subtitles

After imported the iTunes movies, you can select the output audios and subtitles by clicking the **"Settings"** icon listed behind the movie name.



Step 3 Start to Convert iTunes M4V to MP4 for PlayStation 4

Click **"Convert"** button to begin converting iTunes M4V to PS4 compatible MP4 format.



TunesKit iTunes to PS4 Video Converter makes you convert the iTunes DRM M4V movies to unprotected MP4 at 20x faster speed with 100% original video quality preserved. Once the conversion completes, you can get the DRM-free iTunes HD movies in the output folder and freely to transfer the videos to PlayStation 4 or other media playing devices via USB cable.

Convert iTunes movies to other devices? Read on...

- ➔ [How to Convert iTunes Videos to Samsung Galaxy S5/S4/S3](#)
- ➔ [How to Transfer iTunes Video to HTC One M8/M7](#)
- ➔ [How to Play iTunes Movies through Kindle Fire HD/HDX](#)
- ➔ [How to Watch iTunes Movies on Samsung Smart TV](#)



Andy Miller joined TunesKit since 2013. He likes to spend his time to work on some new skills and gadgets. He's a writer as well as a computer geek.

SHARING IS GREAT!
[Tweet](#)

 SAVE PAGE AS PDF



Peter Re: 2014-07-15 18:15:37

 [reply](#)

Everything works great.

Leave a comment

Rating



YourName

* 1 to 50 chars

email

Internet Email

UBB Editor

Submit

[Home](#) > [Tutorials](#) > [iTunes to Sony PS4 Video Converter](#)

HOT Topic

[How DRM Works?](#)

[How to Convert iTunes M4V to MP4?](#)

[Top iTunes DRM Removal Software Reviews](#)

[Watch iTunes Movies on Samsung Galaxy](#)

[Upload iTunes Video Clips to YouTube](#)

Awards and Editor Reviews



CONNECT WITH US

